

**PIONEERS<sup>TM</sup>**

# Pre - School Worksheets




**Learn - Explore - Write**

# Nursery Worksheets

Name : \_\_\_\_\_ Date : \_\_\_\_\_

Colour the picture :

A a





apple

★★★★★ Teacher's signature: \_\_\_\_\_

Name : \_\_\_\_\_ Date : \_\_\_\_\_

Big and Small

Colour only the big cup :








★★★★★ Teacher's signature: \_\_\_\_\_

Name : \_\_\_\_\_ Date : \_\_\_\_\_

Alphabets

Circle the correct letters :



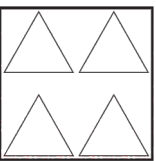

	
Bb Dd	Vv Ff
	
Ll Mm	Rr Pp

★★★★★ Teacher's signature: \_\_\_\_\_

Name : \_\_\_\_\_ Date : \_\_\_\_\_

Counting

Colour the set with 5 pictures :





	
	

★★★★★ Teacher's signature: \_\_\_\_\_

Name : \_\_\_\_\_ Date : \_\_\_\_\_

Counting

Count the animals and circle the correct number :







	
7 6 4	3 2 1
	
4 8 5	6 3 9

★★★★★ Teacher's signature: \_\_\_\_\_

Name : \_\_\_\_\_ Date : \_\_\_\_\_

Odd One Out

Cross out the one that does not belong :


★★★★★ Teacher's signature: \_\_\_\_\_

Name : \_\_\_\_\_ Date : \_\_\_\_\_

Festival

Colour the picture :

Merry Christmas

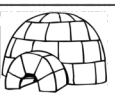









★★★★★ Teacher's signature: \_\_\_\_\_

Name : \_\_\_\_\_ Date : \_\_\_\_\_

Alphabets

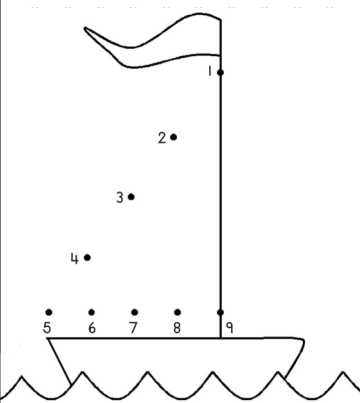
Identify the letter and colour the correct picture :

Ii		
Jj		
Kk		
Ll		

★★★★★ Teacher's signature: \_\_\_\_\_

Name : \_\_\_\_\_ Date : \_\_\_\_\_

Join the dots :



★★★★★ Teacher's signature: \_\_\_\_\_


and more worksheets.....

# Nursery Worksheets

Name : \_\_\_\_\_ Date : \_\_\_\_\_

Colour the picture :

X x



x-mas tree

★★★★★ Teacher's signature: \_\_\_\_\_


Name : \_\_\_\_\_ Date : \_\_\_\_\_

Numbers

Colour number 2 :

2

Count and colour only 2 ice creams :




★★★★★ Teacher's signature: \_\_\_\_\_

Name : \_\_\_\_\_ Date : \_\_\_\_\_

Big and Small

Colour only the big cup :

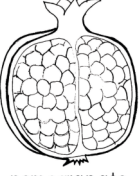


★★★★★ Teacher's signature: \_\_\_\_\_


Name : \_\_\_\_\_ Date : \_\_\_\_\_

Colour - Red


Recognise and colour all the pictures red :



pomegranate



apple







strawberry

★★★★★ Teacher's signature: \_\_\_\_\_

Name : \_\_\_\_\_ Date : \_\_\_\_\_

Alphabets

Circle the correct letters :






	
Vv Hh	Oo Pp
	
Ff Ss	Vv Ww

★★★★★ Teacher's signature: \_\_\_\_\_

Name : \_\_\_\_\_ Date : \_\_\_\_\_

Counting

Count and match to the number :









	6
	4
	5
	8
	7

★★★★★ Teacher's signature: \_\_\_\_\_

Name : \_\_\_\_\_ Date : \_\_\_\_\_

Alphabets

Identify the letter and colour the correct picture :

Qq		
Rr		
Ss		
Tt		


★★★★★ Teacher's signature: \_\_\_\_\_

Name : \_\_\_\_\_ Date : \_\_\_\_\_

Festival

Colour the picture :

Dahi Handi




★★★★★ Teacher's signature: \_\_\_\_\_


Name : \_\_\_\_\_ Date : \_\_\_\_\_

Shape - Circle

Trace and colour the circle :



circle



★★★★★ Teacher's signature: \_\_\_\_\_






and more worksheets.....

# Junior Worksheets

Name : \_\_\_\_\_ Date : \_\_\_\_\_

**Alphabets**

Circle the beginning sound :






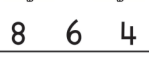




	l	t	d	f
	y	q	p	g
	h	b	x	m
	i	k	j	r
	u	n	a	s

★★★★★ Teacher's signature: \_\_\_\_\_

Name : \_\_\_\_\_ Date : \_\_\_\_\_

**Numbers**

Count and circle the correct number :





	
	
	
12 18 15	8 6 4
	
	
1 5 2	16 14 10

★★★★★ Teacher's signature: \_\_\_\_\_

Name : \_\_\_\_\_ Date : \_\_\_\_\_

**Wild Animals**

Colour the wild animals :























	
Elephant	Lion
	
Bear	Fox

★★★★★ Teacher's signature: \_\_\_\_\_

Name : \_\_\_\_\_ Date : \_\_\_\_\_

**Shapes**

Complete the patterns :

				_____
				_____
				
				_____
				

★★★★★ Teacher's signature: \_\_\_\_\_

Name : \_\_\_\_\_ Date : \_\_\_\_\_

**Rhyme Words**

Circle the word that rhyme :  
( Words that rhyme sound the same at end. Eg. Fan-Can or Jug-Mug )






den	men	bin	hen
fat	cow	bow	wow
bug	dig	mug	hug
leg	peg	gas	beg
net	met	get	ink

★★★★★ Teacher's signature: \_\_\_\_\_

Name : \_\_\_\_\_ Date : \_\_\_\_\_

**Alphabets**

Circle the ending sound :










	k	f	t	l
	d	h	m	b
	o	s	e	n
	z	x	i	p
	r	a	u	q

★★★★★ Teacher's signature: \_\_\_\_\_

Name : \_\_\_\_\_ Date : \_\_\_\_\_

**Numbers**

Write each missing numbers :







	2		4
5		7	
9		11	12
	14		16
17		19	

★★★★★ Teacher's signature: \_\_\_\_\_

Name : \_\_\_\_\_ Date : \_\_\_\_\_

**Numbers**

Write the number that come in between :







	8	10	
	12	14	
	5	7	

★★★★★ Teacher's signature: \_\_\_\_\_

Name : \_\_\_\_\_ Date : \_\_\_\_\_

**Numbers**

Write the number that come just before :

	10	
	6	
	15	

★★★★★ Teacher's signature: \_\_\_\_\_



# Junior Worksheets

Name : \_\_\_\_\_ Date : \_\_\_\_\_

**Alphabets**

Write the given letters in alphabetical order in each group :






V	U	W	_____
H	G	I	_____
O	P	N	_____
E	D	F	_____
Z	Y	X	_____
D	B	C	_____
K	L	J	_____
U	T	S	_____
N	M	L	_____

★★★★★ Teacher's signature: \_\_\_\_\_

Name : \_\_\_\_\_ Date : \_\_\_\_\_

**Numbers**

Match the numbers with the correct sets :

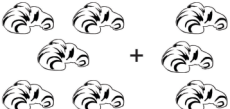





5	
10	
4	
6	
8	

★★★★★ Teacher's signature: \_\_\_\_\_

Name : \_\_\_\_\_ Date : \_\_\_\_\_

**Numbers**

Count and add :









	+		=	<input type="text"/>
	+		=	<input type="text"/>
	+		=	<input type="text"/>

★★★★★ Teacher's signature: \_\_\_\_\_

Name : \_\_\_\_\_ Date : \_\_\_\_\_

**Alphabets**

Write the first letter of animals :

	<input type="text"/>		<input type="text"/>
	<input type="text"/>		<input type="text"/>
	<input type="text"/>		<input type="text"/>
	<input type="text"/>		<input type="text"/>







★★★★★ Teacher's signature: \_\_\_\_\_

Name : \_\_\_\_\_ Date : \_\_\_\_\_

**Alphabets**

Colour the pictures that begins with the 'A' 'a' sound :

Aa

★★★★★ Teacher's signature: \_\_\_\_\_

Name : \_\_\_\_\_ Date : \_\_\_\_\_

**Alphabets**

Practice letter 'A' 'a' :

A	A	A	A	A	A	A	A	A	A
A	A	A	A	A	A	A	A	A	A
a	a	a	a	a	a	a	a	a	a
a	a	a	a	a	a	a	a	a	a
A	A	A	A	A	A	A	A	A	A
a	a	a	a	a	a	a	a	a	a
A	A	A	A	A	A	A	A	A	A
a	a	a	a	a	a	a	a	a	a

★★★★★ Teacher's signature: \_\_\_\_\_


Name : \_\_\_\_\_ Date : \_\_\_\_\_

**Numbers**

Colour number 5 :

5

Draw 5 candles on the cake :


---

★★★★★ Teacher's signature: \_\_\_\_\_

Name : \_\_\_\_\_ Date : \_\_\_\_\_

**Numbers**

Practice number 5 :









5	5	5	5	5	5	5	5	5	5
5	5	5	5	5	5	5	5	5	5
5	5	5	5	5	5	5	5	5	5
5	5	5	5	5	5	5	5	5	5
5	5	5	5	5	5	5	5	5	5
5	5	5	5	5	5	5	5	5	5
5	5	5	5	5	5	5	5	5	5
5	5	5	5	5	5	5	5	5	5

★★★★★ Teacher's signature: \_\_\_\_\_

Name : \_\_\_\_\_ Date : \_\_\_\_\_

**Alphabets**

Write the first two letters to complete the word :

	__e		__w
	__p		__g
	__t		__n
	__g		__b


★★★★★ Teacher's signature: \_\_\_\_\_


# Senior Worksheets


Name : \_\_\_\_\_ Date : \_\_\_\_\_


**Addition**


Add and write the correct answer :


  
 $4 + 2 =$

  
 $1 + 0 =$

  
 $7 + 3 =$

  
 $6 + 2 =$

  
 $2 + 1 =$






  
 $3 + 4 =$






★★★★★ Teacher's signature: \_\_\_\_\_

Name : \_\_\_\_\_ Date : \_\_\_\_\_

**Animals And Birds**

Match the animals and birds to their homes :


  
  
  
  


★★★★★ Teacher's signature: \_\_\_\_\_

Name : \_\_\_\_\_ Date : \_\_\_\_\_

**Numbers**

Count the objects in each set and trace the number name. Write the number in the box :



one

Write the number name 'one' :

one


one


★★★★★ Teacher's signature: \_\_\_\_\_


Name : \_\_\_\_\_ Date : \_\_\_\_\_


**Transport**

colour the road transport:

  
 car

  
 scooter

  
 motorcycle

  
 bus

★★★★★ Teacher's signature: \_\_\_\_\_


Name : \_\_\_\_\_ Date : \_\_\_\_\_

**What Comes After**


Write the number that comes after :

21  


46  


69  


8  


94  


★★★★★ Teacher's signature: \_\_\_\_\_

Name : \_\_\_\_\_ Date : \_\_\_\_\_

**Rhyming Words**

Read the words in each row, circle the one that does not rhyme :


damp	camp	hand	dice	ring	swing
pray	seed	week	orange	long	strong
like	train	bike	thing	string	hope
boat	goat	sleep	kite	miss	hiss
ride	blue	due	broom	shell	groom
slice	mice	load	join	coin	thin
cage	tube	page	chick	flow	glow
shore	store	white	purse	nurse	swing
joke	cake	rang	crown	brown	black


★★★★★ Teacher's signature: \_\_\_\_\_


Name : \_\_\_\_\_ Date : \_\_\_\_\_


**Numbers**


Write missing numbers :


  
 1    3    5

  
 8    10

  
 4    7

  
 16    18    20

  
 11    13    15


  
 17    19


★★★★★ Teacher's signature: \_\_\_\_\_


Name : \_\_\_\_\_ Date : \_\_\_\_\_


**Alphabets**

Write the correct jumbled letters :

  
 malp \_\_\_\_\_

  
 tiek \_\_\_\_\_

  
 udkc \_\_\_\_\_






  
 syee \_\_\_\_\_






★★★★★ Teacher's signature: \_\_\_\_\_

Name : \_\_\_\_\_ Date : \_\_\_\_\_

**Animals**

Match the animals to their babies :

★★★★★ Teacher's signature: \_\_\_\_\_

and more worksheets.....

# Senior Worksheets

**PIONEERS**

Name : \_\_\_\_\_ Date : \_\_\_\_\_

**Rainbow**

Colour the rainbow band accordingly to the given name .  
If your crayon box does not include indigo, use blue and violet to make the indigo band of the rainbow:

★★★★★ Teacher's signature: \_\_\_\_\_

**PIONEERS**

Name : \_\_\_\_\_ Date : \_\_\_\_\_

**Paper Tearing**

Lets do paper tearing and sticking on the kite :

★★★★★ Teacher's signature: \_\_\_\_\_

**PIONEERS**

Name : \_\_\_\_\_ Date : \_\_\_\_\_

**Animals And Birds**

Help the animals and birds to reach their food :

★★★★★ Teacher's signature: \_\_\_\_\_

**PIONEERS**

Name : \_\_\_\_\_ Date : \_\_\_\_\_

**Plant Life**

Write them in correct order from 1 to 5 :

Process of germination

★★★★★ Teacher's signature: \_\_\_\_\_

**PIONEERS**

Name : \_\_\_\_\_ Date : \_\_\_\_\_

**Ordinal Numbers**

Ordinal number names :

Colour the tenth scoop orange.  
Colour the first scoop grey.  
Colour the fourth scoop red.  
Colour the fifth scoop green.  
Colour the eighth scoop pink.  
Colour the sixth scoop blue.  
Colour the ninth scoop yellow.  
Colour the third scoop purple.  
Colour the seventh scoop skyblue.  
Colour the secound scoop maroon.

My cone has \_\_\_\_\_ scoops.

★★★★★ Teacher's signature: \_\_\_\_\_

**PIONEERS**

Name : \_\_\_\_\_ Date : \_\_\_\_\_

**Fruits**

Colour the only half piece of fruits :

★★★★★ Teacher's signature: \_\_\_\_\_

**PIONEERS**

Name : \_\_\_\_\_ Date : \_\_\_\_\_

**Alphabets**

See the picture and write the correct word :

★★★★★ Teacher's signature: \_\_\_\_\_

**PIONEERS**

Name : \_\_\_\_\_ Date : \_\_\_\_\_

**Timing**

A clock has two hands. The big hand points to the minutes.  
The little hand points to the hours.

Write the time below each clock :

★★★★★ Teacher's signature: \_\_\_\_\_

**PIONEERS**

Name : \_\_\_\_\_ Date : \_\_\_\_\_

**Pencil Shaving**

Stick pencil shaving on the owl :

★★★★★ Teacher's signature: \_\_\_\_\_

and more worksheets.....